

Capital Asset Pricing Model

The Capital Asset Pricing Model (CAPM) describes the relationship between expected return and systematic risk when investing in an asset, such as in a stock. Accordingly, the expected return on a security equals the risk-free return plus a [risk premium](#) driven by the [beta](#) factor of that security.

The core question in making an investment decision is eventually the following: Precisely, how much should one ask for, when assuming the risk associated with a proposal. – Or, in the context of a portfolio: Which are fair and appropriate investment terms that an investor may consider adding another asset to an already existing well-diversified portfolio. - The answer to both questions can be found in the CAPM.

Developed – among others – by Sharpe, Markowitz and Miller, all Nobel Prize laureates, the CAPM describes the relationship between the systematic risk and the expected return for assets, foremost stocks. Therefore, the CAPM can be applied to determine the appropriate price of an asset on the basis of its expected return and given risk.

To start with: When considering an investment, one will demand a fair compensation not lower than the Risk-Free Rate (RFR) over the anticipated holding period of the asset. - Second: For assuming additional risk, such as investing in a stock, which is anything but risk-free (unlike a government bond), additional compensation will have to be offered. Now, if the asset added has the same risk profile (volatility, standard deviation) as the overall market, then the additional compensation required matches exactly the Market Risk Premium (MRP). Whereby the MRP is defined as the difference between the return of the market (usually a market index) and the RFR. To determine the MRP, in practice a historical average over a long period of time (ideally, several decades) is used for this purpose. Should, however, the risk profile of the asset be higher (lower) than that of the market, then a multiplier – the beta factor – will have to be applied on the MRP. This factor ensures that the additional compensation in form of the risk premium is adequately increased (lowered).

Therefore, the beta factor indicates whether and by how much an asset is more (less) risky than the overall market. Mathematically, beta is a function of the volatility of an asset vis-à-vis the market: Hence, it is an indication of the correlation between them. An asset with a relatively higher risk vis-à-vis the market (i.e. higher volatility) has a beta of more than 1, such with a relatively lower risk of less than 1.

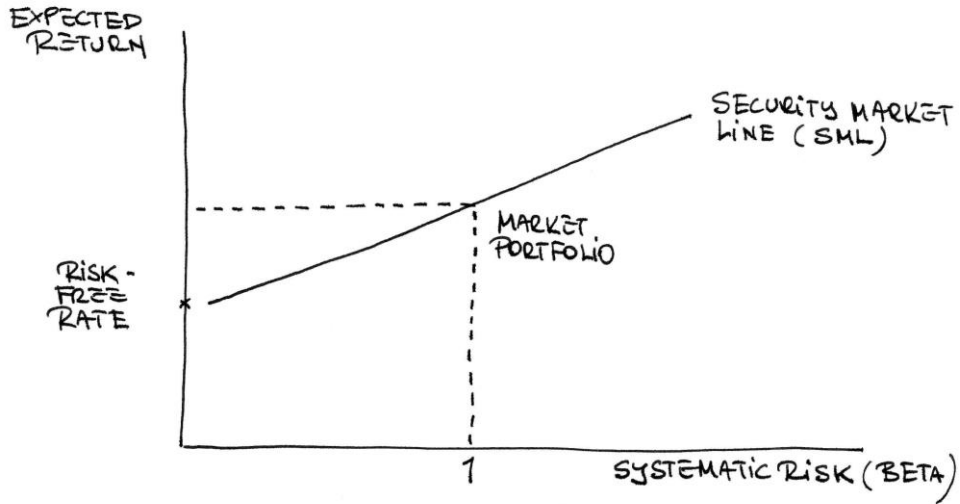
Applying this concept is actually straightforward: All it says is that an investor in a risky asset has to be compensated over the anticipated holding period with the (maturity-adequate) RFR plus the MRP multiplied by the beta factor for the asset (or that of a comparable, equally risky assets). – Having now an absolute figure of the required yield avail, an investor can swiftly decide whether an investment proposition appears attractive or not.

Whereby, technically, the CAPM's beta is a measure of an asset's sensitivity to the non-diversifiable or systematic risk: This is the risk assumed when investing in any asset.

The concept of the Security Market Line (SML) is a by-product of the CAPM: It illustrates the relationship between the expected return and the systematic risk, the beta. The difference between the Capital Market Line and the SML is that the former illustrates the general relationship between return and risk (the standard deviation, therefore including both, systematic and unsystematic risk), whilst latter focuses on the relationship between return and systematic risk only (assuming that the unsystematic risk has already been diversified away). – Should a specific investment yield a return above the SML, then this excess return is referred to as alpha. A positive alpha may point towards an investment opportunity being undervalued based on its underlying risk profile. Active investors therefore pursue strategies in identifying opportunities which can "create alpha".

Finally, the CAPM can also be used for calculating and optimizing the cost of capital for any project, even an entire firm's balance sheet. – Although the CAPM has failed empirical tests by times, it is still broadly applied, foremost due to its conceptual simplicity.

CAPITAL ASSET PRICING MODEL



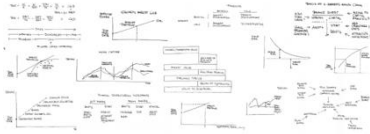
$$R = RFR + \beta \times [R(M) - RFR]$$

MRP
MARKET RISK PREMIUM

EXPECTED RETURN	RISK FREE RATE	BETA	
-----------------	----------------	------	--


COPYRIGHT WWW.L

For more concepts click on:



Corporate Finance Concepts

Christian Schopper



COPYRIGHT www.christianschopper.com

NOT COPY OR PASTE